



Please do not print me!

Remember to print from page 2 to avoid wasting paper and ink.
If you do find me, then visit [twinkl.co.uk](http://www.twinkl.co.uk) to find out why **millions of educators** worldwide love twinkl.

A brief word about copyright...

By downloading this resource, you agree to the following:



You may use this resource for personal and/or classroom use only.

In order to support us, we ask that you always acknowledge www.twinkl.co.uk as the source of the resource. **If you love these resources, why not let others know about Twinkl?**



You must not reproduce or share this resource with others in any form. They are more than welcome to download the resource directly from us.

You must not host or in any other way share our resources directly with others, without our prior written permission.


We also ask that this product is not used for commercial purposes and also that you do not alter the digital versions of our products in any way.

Thank you for downloading!



Twinkl Educational Publishing. Your first choice for easy to use, trusted and high quality teaching materials for educators and parents worldwide
- professionally crafted materials with a personal touch.

[twinkl.co.uk](http://www.twinkl.co.uk)



36








32





29



20



8



5

3D Snakes and Ladders

You will need...

- 1 x game board
- 1 x set of counters
- 5 x ladders
- 1 x die (not included)
- 1 x pen knife (for set up only)

Instructions

1. Print out the pack, cut out the board pieces and stick the two halves together.

2. Using a craft knife, cut slits along the grey lines on the squares.

3. Print and cut out the ladders. Fold the flaps and then push them through the slits in the game board. The flaps have the numbers that the ladder starts and ends on to help you find the right place. Don't glue them – they will stay up!

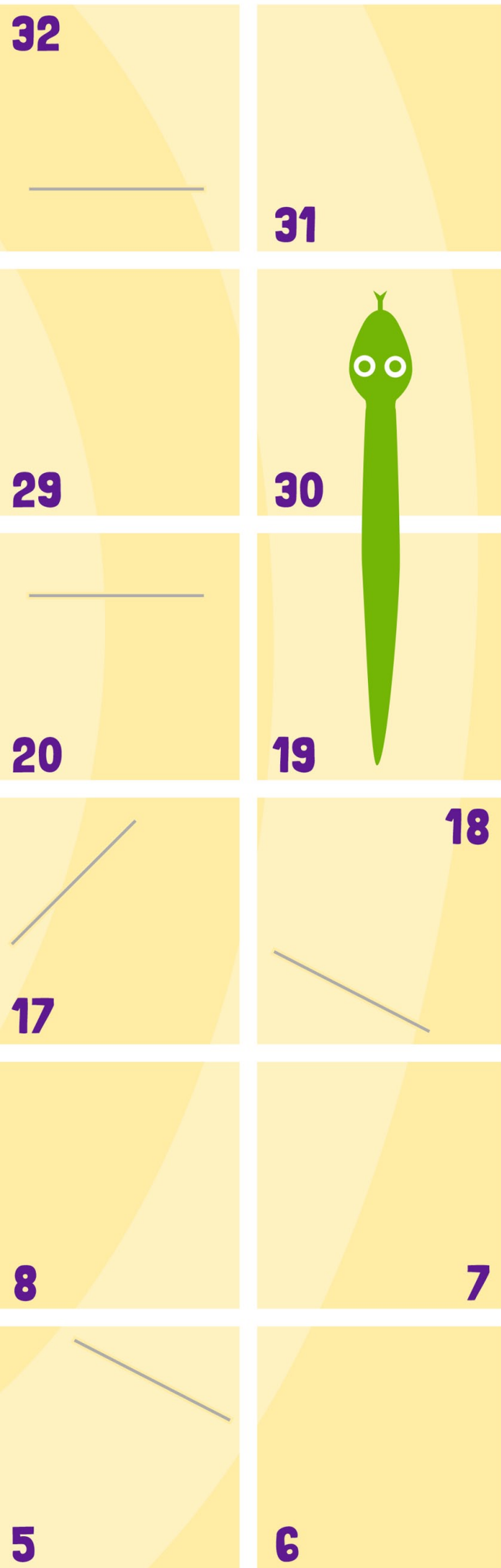
To store: Simply take down the ladders and pack away!

How to play

1. Everyone starts on square 1. Youngest goes first!

2. Each player takes a turn by rolling the die and moving the correct number of squares. If you land on a square with a ladder, you move up to the top! If you land on a snake's head, you travel all the way down to its tail!

3. The winner is the first player to reach the last square!



3D Snakes and Ladders: Counters and Ladders

